

FOR LEASE

11649 Chairman | Dallas, TX 75243



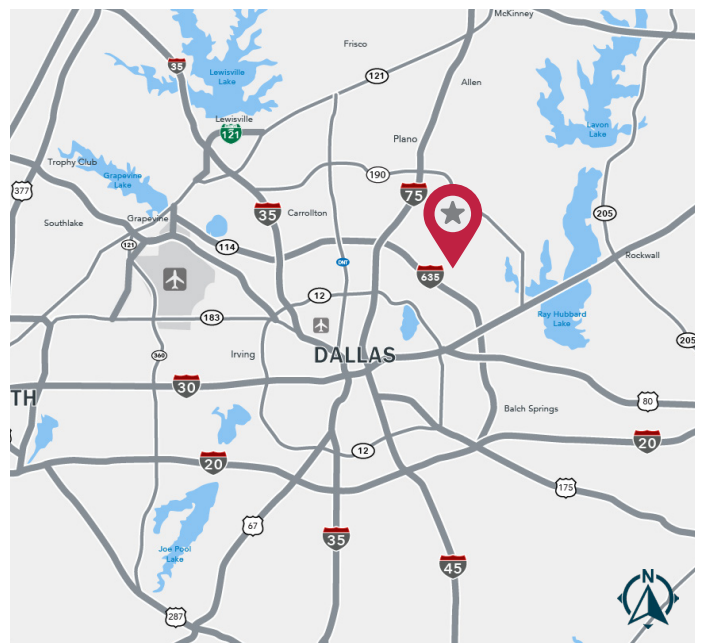
8,530 SF AVAILABLE

AVAILABILITY HIGHLIGHTS

Suite 1:	8,530 SF
Year Built:	1977
Clear Height:	16'
Loading:	3 Grade Level Doors
Power:	Suite 1 - 3 Phase (200 amps)
Sprinklered:	Yes

Recent Improvements:

- Renovated Offices
- New Paint
- New Lighting
- New Electrical
- Available Immediately



FOR MORE INFORMATION:

TAYLOR STELL

214.558.1969

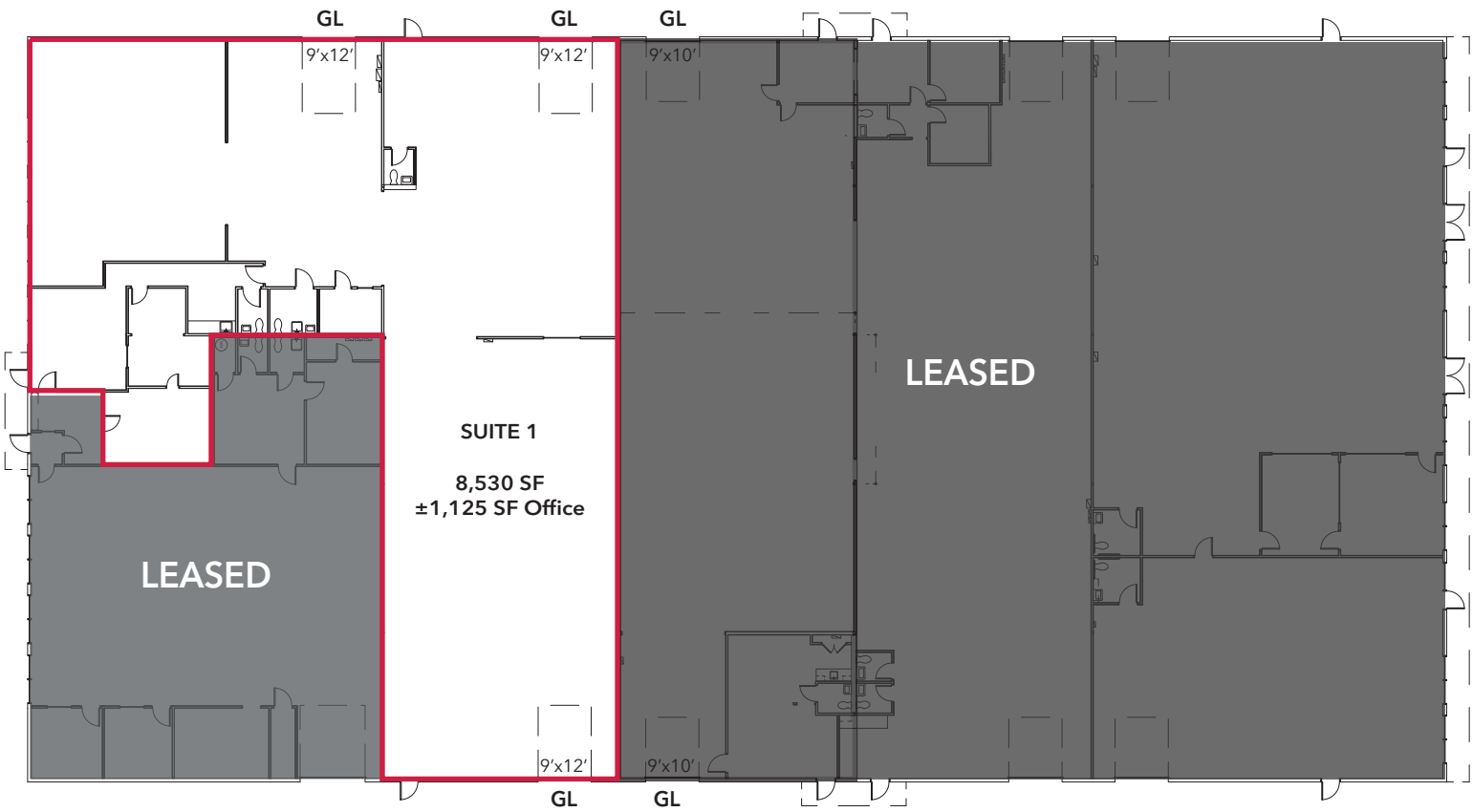
tstell@lee-associates.com

BRETT LEWIS, SIOR

972.934.4018

blewis@lee-associates.com

LEE & ASSOCIATES
COMMERCIAL REAL ESTATE SERVICES
leadallas.com



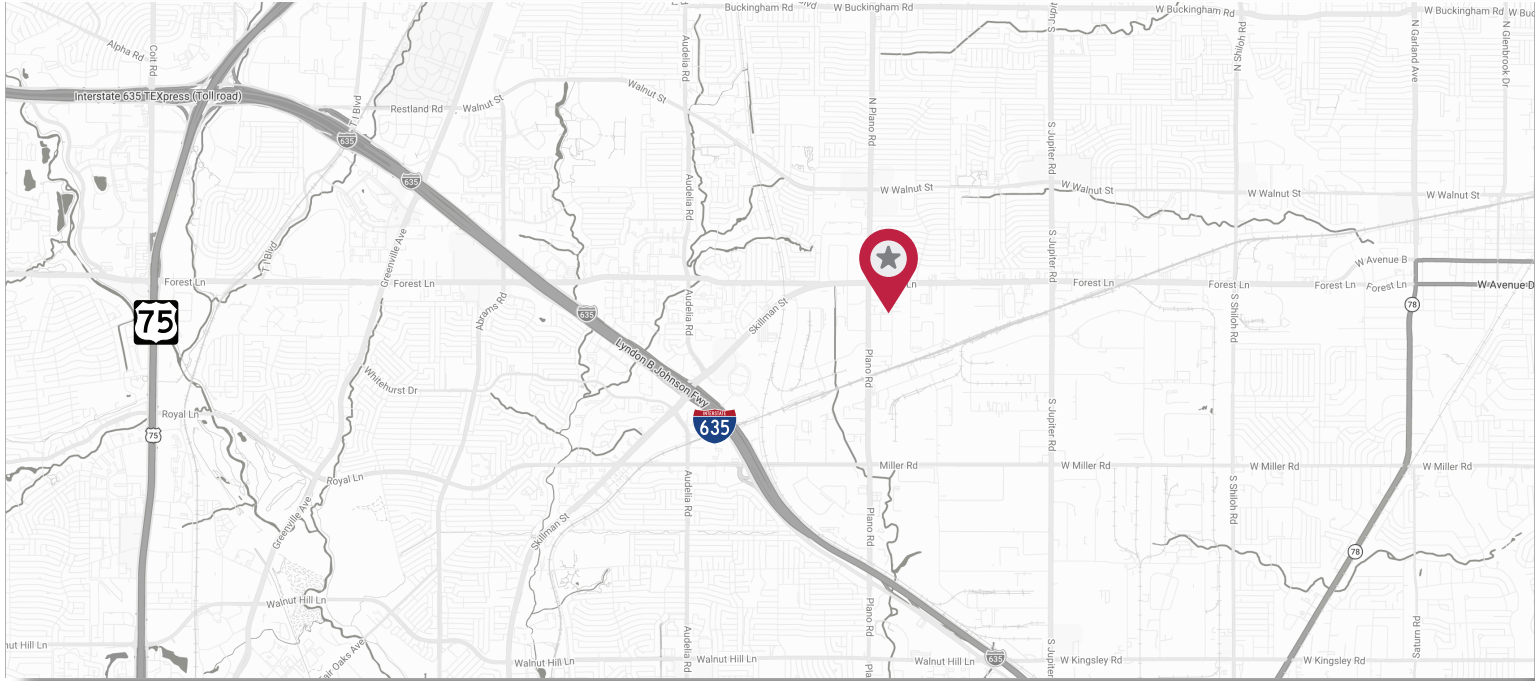
All information furnished regarding property for sale, rental or financing is from sources deemed reliable, but no warranty or representation is made to the accuracy thereof and same is submitted to errors, omissions, change of price, rental or other conditions prior to sale, lease or financing or withdrawal without notice. No liability of any kind is to be imposed on the broker herein.

FOR MORE INFORMATION:

TAYLOR STELL
214.558.1969
tstell@lee-associates.com

BRETT LEWIS, SIOR
972.934.4018
blewis@lee-associates.com

11649 CHAIRMAN DR DALLAS, TX 75248



All information furnished regarding property for sale, rental or financing is from sources deemed reliable, but no warranty or representation is made to the accuracy thereof and same is submitted to errors, omissions, change of price, rental or other conditions prior to sale, lease or financing or withdrawal without notice. No liability of any kind is to be imposed on the broker herein.

FOR MORE INFORMATION:

TAYLOR STELL
214.558.1969
tstell@lee-associates.com

BRETT LEWIS, SIOR
972.934.4018
blewis@lee-associates.com

LEE & ASSOCIATES
COMMERCIAL REAL ESTATE SERVICES
leadallas.com