

# FOR LEASE

## 4,324 SF - 36,394 SF | INDUSTRIAL WAREHOUSE



**910-916 AVENUE M**

Grand Prairie, Texas 75050



### AVAILABILITY HIGHLIGHTS

- 36,394 SF Total Available - Divisible to 4,324 SF
  - 4,769 SF Total Office
  - 16' Clear Height
  - 6 Dock High Doors
  - 1 Ramped Door
- 
- Suite Options:
    - Ste 910: 4,324 SF | Office 612 SF
    - Ste 912: 16,197 SF | Office 1,629 SF
    - Ste 916: 15,873 SF | Office 2,528 SF

#### LEASING INFORMATION:

**RJ Flores**

[rjflores@lee-associates.com](mailto:rjflores@lee-associates.com)  
310.968.9362

#### LEASED BY:

**LEE & ASSOCIATES**  
COMMERCIAL REAL ESTATE SERVICES

# 4,324 SF - 36,394 SF

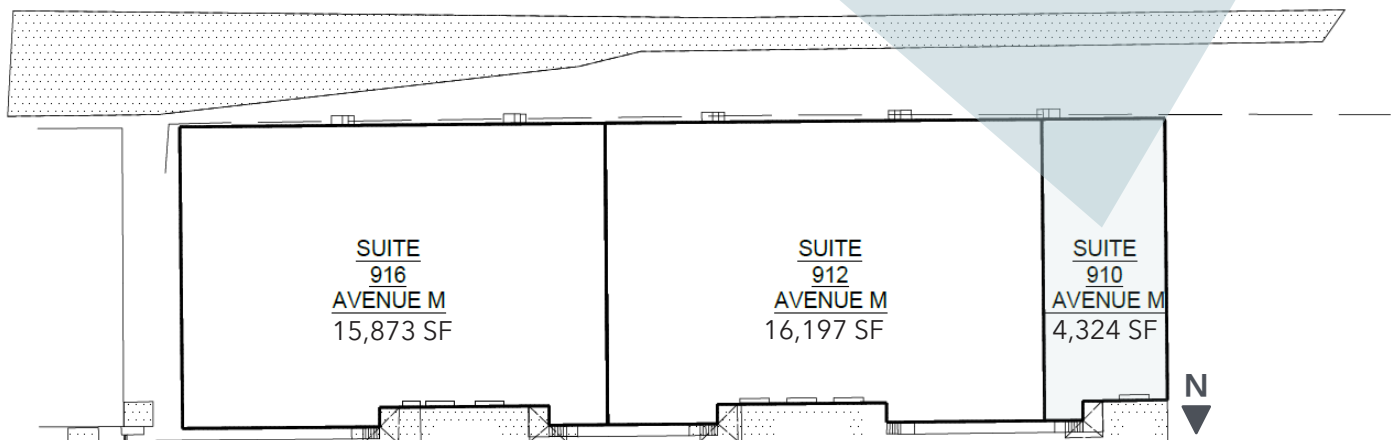
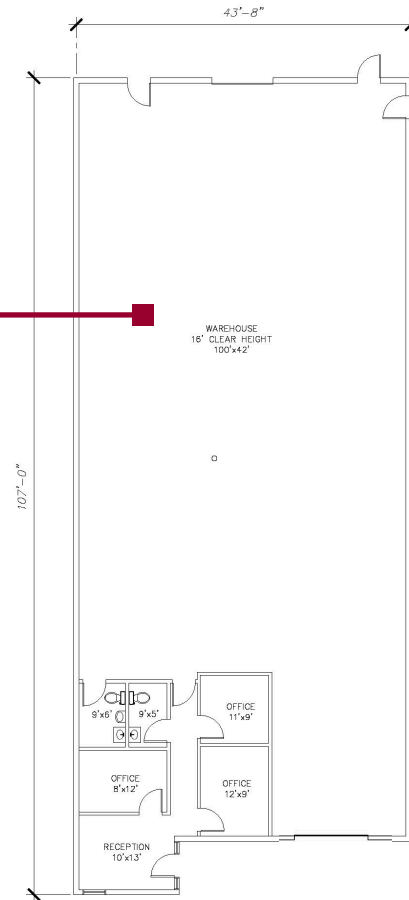
# FOR LEASE

## FLOOR PLAN | SUITE 910

### SUITE 910

4,324 SF TOTAL AVAILABLE

- OFFICE 612 SF
- WAREHOUSE 3,712 SF
- 1 DOCK HIGH DOOR



### LEASING INFORMATION:

**RJ Flores**

[rjflores@lee-associates.com](mailto:rjflores@lee-associates.com)

310.968.9362

### LEASED BY:

**LEE & ASSOCIATES**  
COMMERCIAL REAL ESTATE SERVICES

14950 Quorum Drive,  
Suite 100

Dallas, Texas 75254  
972.934.4000

[lee-associates.com](http://lee-associates.com)

All information furnished regarding property for sale, rental or financing is from sources deemed reliable, but no warranty or representation is made to the accuracy thereof and same is submitted to errors, omissions, change of price, rental or other conditions prior to sale, lease or financing or withdrawal without notice. No liability of any kind is to be imposed on the broker herein.

# 4,324 SF - 36,394 SF

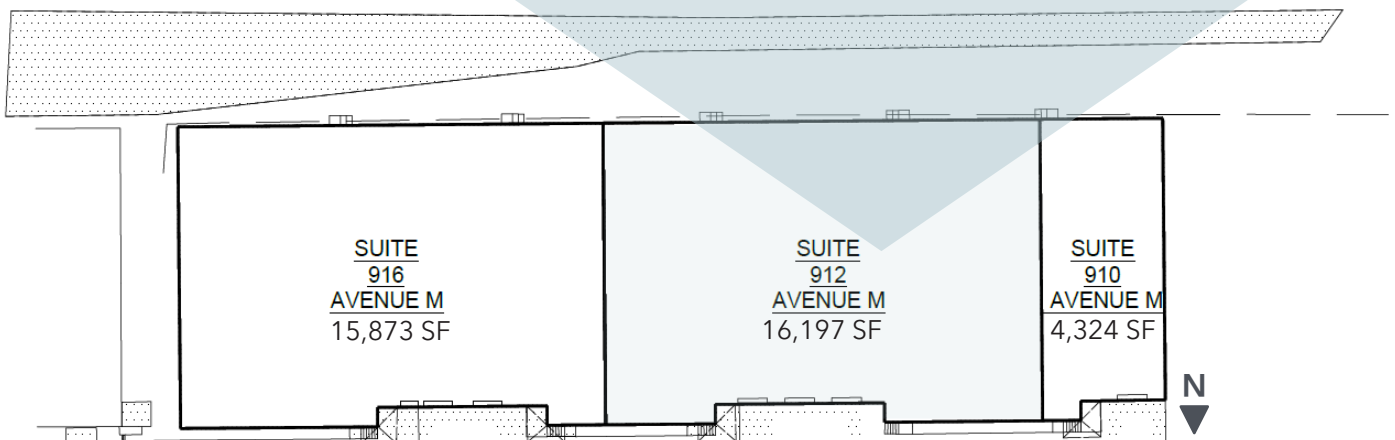
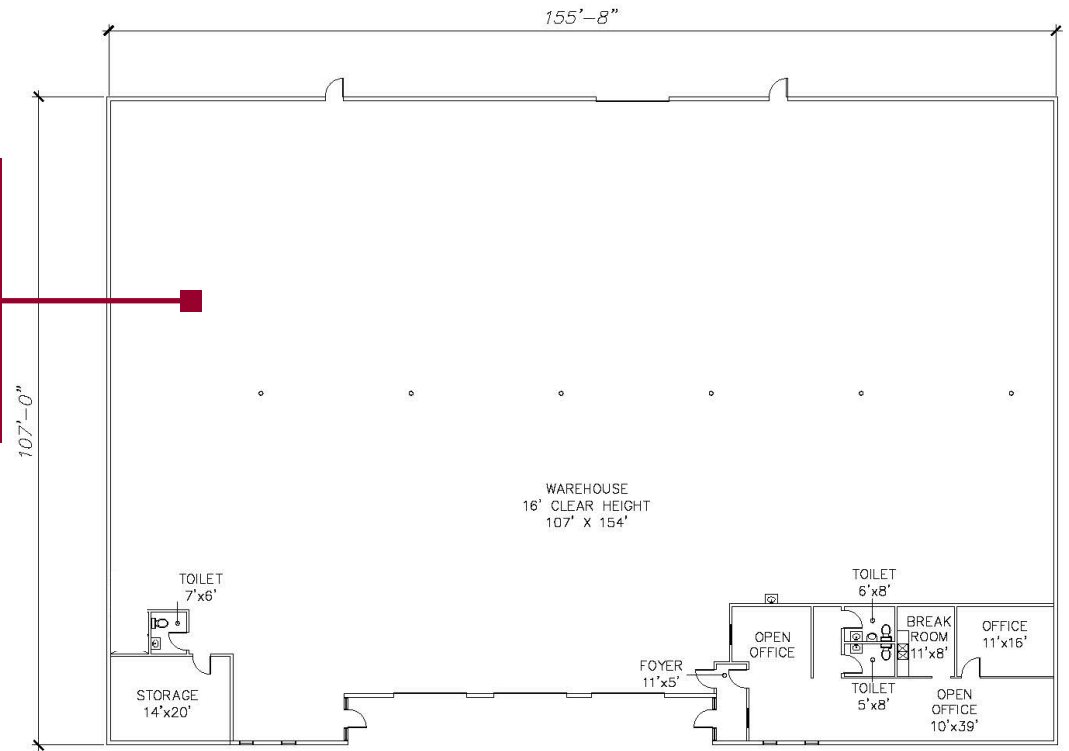
# FOR LEASE

## FLOOR PLAN | SUITE 912

### SUITE 912

16,197 SF TOTAL AVAILABLE

- OFFICE 1,629 SF
- WAREHOUSE 14,568 SF
- STORAGE 280 SF
- 3 DOCK HIGH DOORS



### LEASING INFORMATION:

**RJ Flores**

[rjflores@lee-associates.com](mailto:rjflores@lee-associates.com)

310.968.9362

### LEASED BY:

**LEE & ASSOCIATES**  
COMMERCIAL REAL ESTATE SERVICES

14950 Quorum Drive,  
Suite 100

Dallas, Texas 75254  
972.934.4000

[lee-associates.com](http://lee-associates.com)

All information furnished regarding property for sale, rental or financing is from sources deemed reliable, but no warranty or representation is made to the accuracy thereof and same is submitted to errors, omissions, change of price, rental or other conditions prior to sale, lease or financing or withdrawal without notice. No liability of any kind is to be imposed on the broker herein.

# 4,324 SF - 36,394 SF

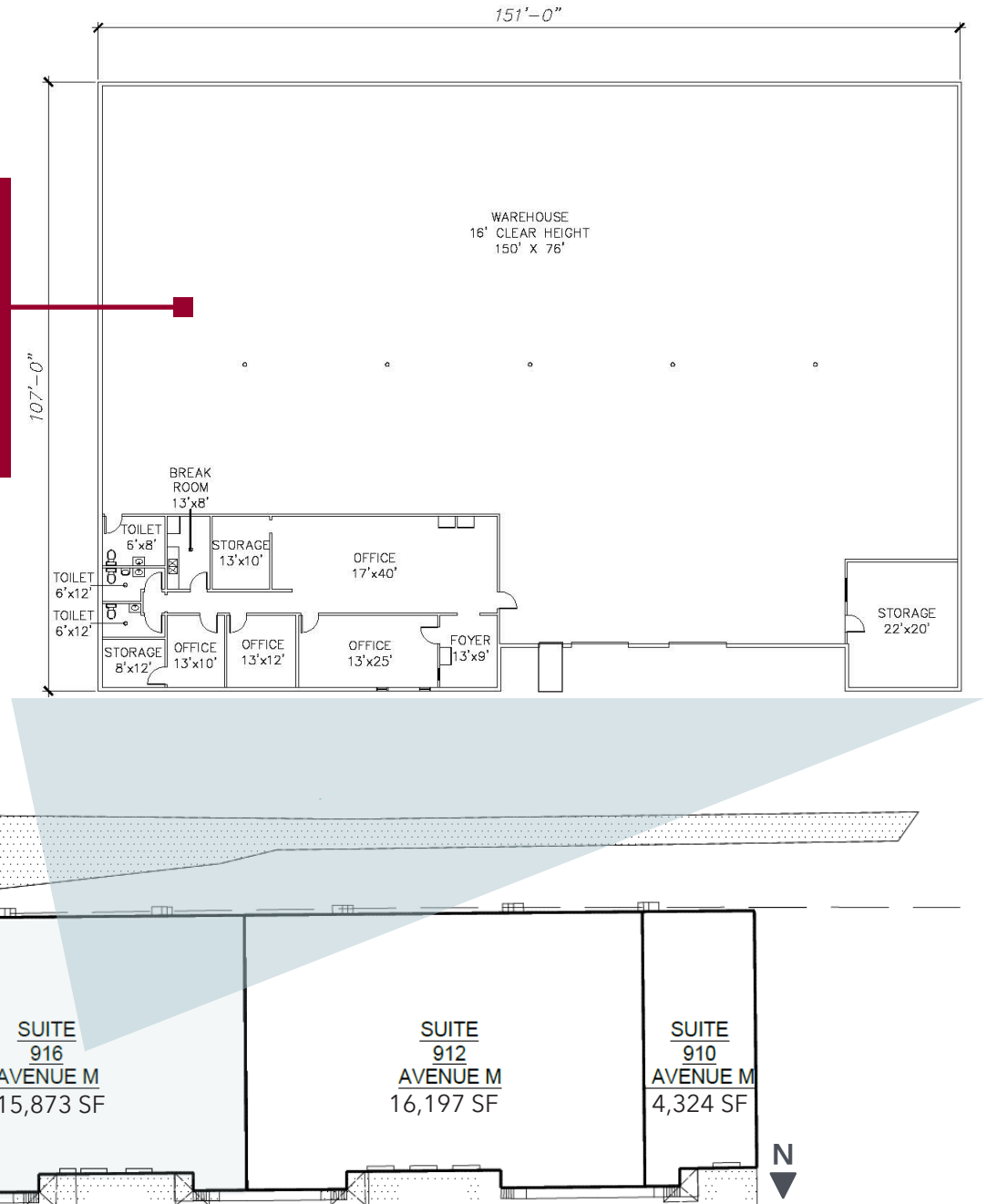
# FOR LEASE

## FLOOR PLAN | SUITE 916

### SUITE 916

15,873 SF TOTAL AVAILABLE

- OFFICE 2,528 SF
- WAREHOUSE 13,345 SF
- STORAGE 440 SF
- 2 DOCK HIGH DOORS
- 1 RAMPED DOOR



### LEASING INFORMATION:

**RJ Flores**

[rjflores@lee-associates.com](mailto:rjflores@lee-associates.com)

310.968.9362

### LEASED BY:

**LEE & ASSOCIATES**  
COMMERCIAL REAL ESTATE SERVICES

14950 Quorum Drive,  
Suite 100

Dallas, Texas 75254  
972.934.4000

[lee-associates.com](http://lee-associates.com)

All information furnished regarding property for sale, rental or financing is from sources deemed reliable, but no warranty or representation is made to the accuracy thereof and same is submitted to errors, omissions, change of price, rental or other conditions prior to sale, lease or financing or withdrawal without notice. No liability of any kind is to be imposed on the broker herein.